

AMERICAN MADE^{SERIES}

Prescription Safety Eyewear Made in the USA



ALL ARTCRAFT AM SERIES EYEWEAR HAS BEEN INDEPENDENTLY TESTED AND MEETS OR EXCEEDS CURRENT ANSI Z87.1-2010 AND CSA Z94.3 STANDARDS

USA WORKFORCE[®]

ArtCraft.
Since 1918

INTRODUCING OUR
AMERICAN
MADE SERIES

Prescription Safety Eyewear Made in the USA



Proudly Made in the U.S.A.



EZ Lok-It™



E-Coatings



Factory Order



Finishing Stones

- Comfortable** • AM Series frame design incorporates the industry's highest-quality spring hinges.
- Smart** • The best size-and-color combinations of men's, women's and unisex styles, to minimize inventory and maximize appeal.

- Strong** • Stainless Steel construction ensures every wearer of a strong, durable frame.
- Fashionable** • AM frames feature contemporary designs for the eyes, endpieces, tips, and temples, with a self-aligning side shield specific to each style.


- EZ Lok-It™, used with all AM Series frames and shields, provides the absolute simplest method available to permanently attach side shields to a safety frame. Patent pending.
- E-coatings are hypoallergenic, meeting or exceeding all relevant military specifications, including those for artificial perspiration resistance, ultraviolet stability, salt spray resistance, heat resistance, solvent resistance, abrasion resistance, and flexibility.
- All AM Series frames passed testing administered by an independent 3rd party, including ANSI Z87.1-2010 tests for High Mass Impact and High Velocity Impact, as well as CSA Z94.3 testing for Impact Resistance.



3-D Eye Forming




Temple Forming



Induction Soldering



Ink Stamping



Hand Truing

ArtCraft
Since 1918



WF433AM

WF435AM

USA WORKFORCE®

AMERICAN
MADE SERIES

Prescription Safety Eyewear
Made in the USA

MEN



Style: Male
Sizes: 52□19/140mm
 55□19/145mm
Colors: 43137 Matte Dark Brown
 43193 Matte Gunmetal

Side Shields: CP31 / EZ LOK-IT
Nose Pads: 15mm Snap-In Vinyl
Features: Integrated Spring Hinges
 Stainless Steel



EYE	A	B	ED	DBL	TEMPLES
52□	52.0	32.56	55.16	19	140
55□	55.0	34.49	58.39	19	145

NEW! WF431AM



WF434AM



Style: Male
Sizes: 53□18/140mm
 56□18/145mm
Colors: 43206 Matte Black
 43293 Matte Gunmetal

Side Shields: CP32 / EZ LOK-IT
Nose Pads: 15mm Snap-In Vinyl
Features: Integrated Spring Hinges
 Stainless Steel



EYE	A	B	ED	DBL	TEMPLES
53□	53.0	38.24	55.55	18	140
56□	56.0	40.41	58.69	18	145

NEW! WF432AM

UNISEX



Style: Unisex
Sizes: 49□19/140mm
 52□19/145mm
Colors: 43343 Matte Brown
 43393 Matte Graphite

Side Shields: CP33 / EZ LOK-IT
Nose Pads: 13mm Snap-In Vinyl
Features: Embossed Temples
 Spring Hinges
 Stainless Steel



EYE	A	B	ED	DBL	TEMPLES
49□	49.0	34.63	51.16	19	140
52□	52.0	36.75	54.30	19	145

NEW! WF433AM



Style: Unisex
Sizes: 50□18/140mm
 52□18/145mm
Colors: 43406 Matte Black
 43437 Matte Coffee

Side Shields: CP34 / EZ LOK-IT
Nose Pads: 13mm Snap-In Vinyl
Features: Embossed Temples
 Spring Hinges
 Stainless Steel

EYE	A	B	ED	DBL	TEMPLES
50□	50.0	34.43	52.46	18	140
52□	52.0	35.81	54.55	18	145

NEW! WF434AM

WOMEN



Style: Female
Sizes: 47□18/130mm
 49□18/135mm
Colors: 43543 Matte Brown
 43593 Matte Slate

Side Shields: CP35 / EZ LOK-IT
Nose Pads: 13mm Snap-In Vinyl
Features: Delicate Bridge Design
 Spring Hinges
 Stainless Steel

EYE	A	B	ED	DBL	TEMPLES
47□	47.0	31.77	48.16	18	130
49□	49.0	33.12	50.21	18	135

NEW! WF435AM



WF433AM



Style: Female
Sizes: 51□18/135mm
Colors: 43637 Matte Coffee
 43693 Matte Slate


Side Shields: CP36 / EZ LOK-IT
Nose Pads: 13mm Snap-In Vinyl
Features: Delicate Bridge Design
 Spring Hinges
 Stainless Steel

EYE	A	B	ED	DBL	TEMPLES
51□	51.0	30.55	53.03	18	135

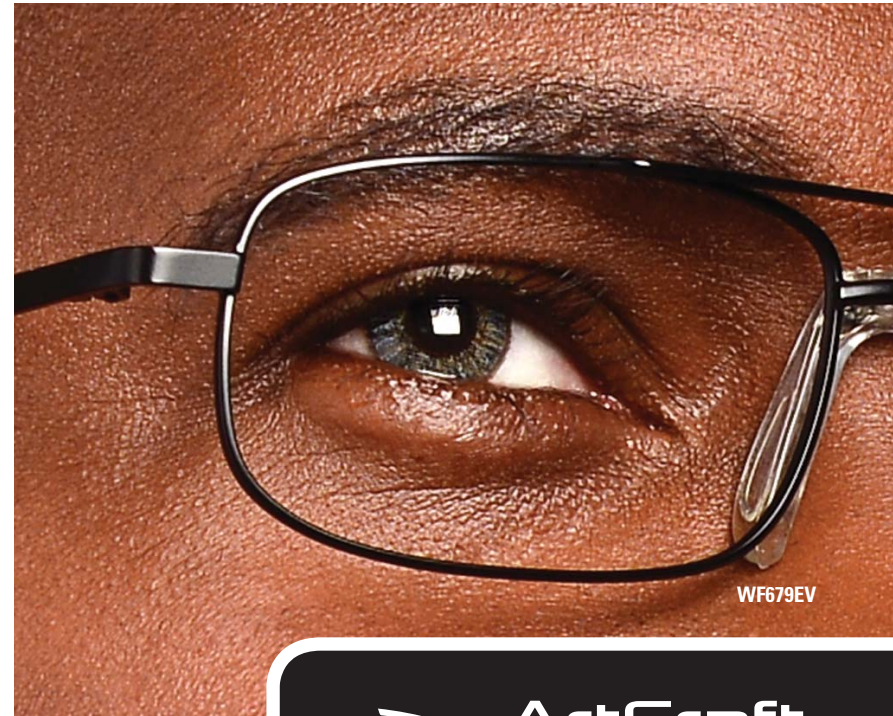
NEW! WF436AM



USA WORKFORCE®



**THE QUALITY STANDARD IN
Safety Prescription Eyewear**



ALL ARTCRAFT SAFETY EYEWEAR MEETS OR EXCEEDS CURRENT ANSI Z87.1-2010 STANDARDS

ArtCraft
Since 1918

ArtCraft's new Non-Conductive Series introduces fresh, unparalleled sporty styling, exciting color combinations, and perfect comfort.

With the superior strength of their construction – all-polycarbonate fronts and TR-90 temples – these products will set the new standard in this high-demand non-conductive safety Rx frame category.

WF971: The small size and top-selling dress eyewear colors for women make this frame an obvious first choice for any woman choosing a non-conductive safety frame.



Black



Tortoise



Coral



Violet



Style: Female
Features: High-Impact-Resistant Polycarbonate, Popular Fashionable Colors, NO METAL COMPONENTS
Sizes: 55□14/120mm
Colors: 97180 Coral, 97197 Violet, 97106 Matte Black, 97158 Tortoise
Nose Pads: Self-Fitting TPE Material
Side Shields: Integrated Construction

NEW! WF971

EYE	A	B	ED	DBL	TEMPLES
55□	55.0	33.0	57.3	14	120

Replaceable Sweat Bar:
 97152-B – Grey
 97187-B – Red



Extended Shield



Hydrophilic Nose & Brow



Hydrophilic Temple Grip



Temple Ventilation

WF970: The larger size, sporty styling, and top-selling dress eyewear colors for men make this frame an obvious choice for any man choosing a non-conductive safety frame.



Style: Male
Features: High-Impact-Resistant Polycarbonate, Popular Fashionable Colors, NO METAL COMPONENTS
Sizes: 58□16/125mm
Colors: 97006 Matte Black, 97058 Tortoise
Nose Pads: Self-Fitting TPE Material
Side Shields: Integrated Construction

NEW! WF970

EYE	A	B	ED	DBL	TEMPLES
58□	58.0	36.0	60.2	16	125

Replaceable Sweat Bar:
 97087-B - Red

Style: Male
Features: Titanium Flex Temples, Stainless Steel Front, Standard Hinges
Sizes: 53□17/135mm, 56□17/140mm
Colors: 95137 Matte Dark Brown, 95152 Matte Grey
Temples: 135mm, 140mm
Nose Pads: Snap-In Silicone
Side Shields: CP21 / LOK-IT

WF951SF
HYPOALLERGENIC

EYE	A	B	ED	DBL	TEMPLES
53□	53.0	36.0	56.7	17	135
56□	56.0	39.0	56.9	17	140



Style: Male
Features: Flexible Titanium Bridge, Stainless Steel Eyes, Sport-Style Temple/Side Shield Designs, Spring Hinges
Sizes: 52□19/140mm, 55□19/145mm
Colors: 95437 Matte Brown, 95452 Grey
Nose Pads: Snap-In PVC
Side Shields: CP23 / LOK-IT

NEW! WF954SF
HYPOALLERGENIC

EYE	A	B	ED	DBL	TEMPLES
52□	52.0	33.7	55.6	19	140
55□	55.0	35.6	58.6	19	145



Style: Unisex
Features: Titanium Flex Temples, Stainless Steel Front, Standard Hinges
Sizes: 50□18/135mm, 53□18/140mm
Colors: 95237 Matte Light Brown, 95252 Matte Light Grey
Temples: 135mm, 140mm
Nose Pads: Snap-In Silicone
Side Shields: CP21 / LOK-IT

WF952SF
HYPOALLERGENIC

EYE	A	B	ED	DBL	TEMPLES
50□	50.0	33.0	54.3	18	135
53□	53.0	36.0	57.6	18	140



Style: Unisex
Features: Titanium Flex Temples, Stainless Steel Front, Standard Hinges
Sizes: 49□21/135mm
Colors: 95306 Satin Black, 95361 Satin Gunmetal
Temples: 135mm
Nose Pads: Snap-In Silicone
Side Shields: CP21 / LOK-IT

WF953SF
HYPOALLERGENIC

EYE	A	B	ED	DBL	TEMPLES
49□	49.0	32.0	51.2	21	135



WF954SF

CONSTRUCTION:

Combinations of Stainless STEEL and FLEX Titanium components designed to provide superior strength, impact resilience, and corrosion resistance.

STYLE:

A diverse array of eye shapes, bridge designs, and temple lengths offer the best look possible while still assuring proper lens positioning for complex prescriptions.

COMFORT:

Lightweight frames with self-adjusting, flexible temples and soft, weight-bearing nose pads.

The perfect FASHION complement to any safety frame collection.



WF961FF

STYLE:

In-demand eye shapes for each category of men's, women's, and unisex. Unique temple colorization.

CONSTRUCTION:

Stainless steel fronts with rear-mounted bridges on the eyewires for extra strength.

COMFORT:

Lightweight frames with self-adjusting, FLEXible TR-90 temples.



Style: Male
Features: Flex TR-90 Temples, Unique Fashionable Colors, Standard Hinges
Sizes: 53□19/140mm, 55□19/145mm
Colors: 96137 Brown, 96152 Grey
Temples: 140mm, 145mm
Nose Pads: Snap-In PVC
Side Shields: CP22 / FF LOK-IT

WF961FF
HYPOALLERGENIC



EYE	A	B	ED	DBL	TEMPLES
53□	53.0	33.3	55.5	19	140
55□	55.0	35.3	57.5	19	145

Style: Female
Features: Flex TR-90 Temples, Unique Fashionable Colors, Standard Hinges
Sizes: 52□19/130mm
Colors: 96237 Brown, 96283 Rose
Temples: 130mm
Nose Pads: Snap-In PVC
Side Shields: CP22 / FF LOK-IT

WF962FF
HYPOALLERGENIC



EYE	A	B	ED	DBL	TEMPLES
52□	52.0	33.2	53.1	19	130

Style: Unisex
Features: Flex TR-90 Temples, Unique Fashionable Colors, Standard Hinges
Sizes: 52□19/135mm, 54□19/140mm
Colors: 96337 Brown, 96361 Gunmetal
Temples: 135mm, 140mm
Nose Pads: Snap-In PVC
Side Shields: CP22 / FF LOK-IT

WF963FF
HYPOALLERGENIC



EYE	A	B	ED	DBL	TEMPLES
52□	52.0	31.8	55.6	19	135
54□	54.0	33.3	57.6	19	140

FEATURES:

- Popular market-proven styles
- Multiple sizes for better fit and accurate Rx positioning
- Superior spring-hinge replacement temples available in alternate lengths
- Embossed temples and end-pieces exude quality
- Comfortable snap-in nose pads
- Lightweight and resistant to corrosion



WF827SS

Style: Unisex
Features: All Stainless Steel Construction, Spring Hinges, Multi-Focal Lens Shape
Sizes: 50□20/140mm, 53□20/140mm, 56□20/145mm
Colors: 82034 Bronzelite, 82093 Ruthenium
Temples: 140mm, 145mm
Nose Pads: Snap-In Silicone
Side Shields: CP15 / LOK-IT

WF820SS
HYPOALLERGENIC

EYE	A	B	ED	DBL	TEMPLES
50□	50.0	37.0	54.0	20	140
53□	53.0	40.0	57.0	20	140
56□	56.0	43.0	60.0	20	145



Style: Male
Features: All Stainless Steel Construction, Spring Hinges, Multi-Focal Lens Shape
Sizes: 50□20/140mm, 53□20/140mm, 56□20/145mm
Colors: 82137 Bronze, 82157 Gold, 82193 Ruthenium
Temples: 140mm, 145mm
Nose Pads: Snap-In Silicone
Side Shields: CP14 / CP15 (50mm)/LOK-IT

WF821SS
HYPOALLERGENIC

EYE	A	B	ED	DBL	TEMPLES
50□	50.0	36.0	54.0	20	140
53□	53.0	39.0	57.0	20	140
56□	56.0	42.0	60.0	20	145



Style: Unisex
Features: All Stainless Steel Construction, Spring Hinges, Multi-Focal Lens Shape
Sizes: 51□19/140mm, 54□19/145mm
Colors: 82637 Bronze, 82661 Gunmetal
Temples: 140mm, 145mm
Nose Pads: Snap-In Vinyl
Side Shields: CP15 / LOK-IT

WF826SS
HYPOALLERGENIC

EYE	A	B	ED	DBL	TEMPLES
51□	51.0	34.0	55.2	19	140
54□	54.0	37.0	58.2	19	145



Style: Male
Features: All Stainless Steel Construction, Spring Hinges, Multi-Focal Lens Shape
Sizes: 51□18/140mm, 53□18/145mm, 55□18/150mm
Colors: 82737 Brown, 82793 Ruthenium
Temples: 140mm, 145mm, 150mm
Nose Pads: Snap-In Vinyl
Side Shields: CP15 / LOK-IT

WF827SS
HYPOALLERGENIC



EYE	A	B	ED	DBL	TEMPLES
51□	51.0	32.5	55.0	18	140
53□	53.0	34.5	57.0	18	145
55□	55.0	36.5	59.0	18	150

Style: Unisex
Features: All Stainless Steel Construction, Spring Hinges, Multi-Focal Lens Shape
Sizes: 49□16/140mm, 51□16/145mm
Colors: 83137 Matte Brown, 83152 Matte Grey
Temples: 140mm, 145mm
Nose Pads: Snap-In Vinyl
Side Shields: CP15 / LOK-IT

WF831SS
HYPOALLERGENIC



EYE	A	B	ED	DBL	TEMPLES
49□	49.0	30.0	53.0	16	140
51□	51.0	32.0	55.0	16	145

Style: Male
Features: All Stainless Steel Construction, Spring Hinges, Multi-Focal Lens Shape
Sizes: 53□17/140mm, 55□17/145mm
Colors: 83237 Antique Brown, 83252 Antique Gunmetal
Temples: 140mm, 145mm
Nose Pads: Snap-In Vinyl
Side Shields: ESS-P1 / LOK-IT

WF832SS
HYPOALLERGENIC



EYE	A	B	ED	DBL	TEMPLES
53□	53.0	36.0	55.0	17	140
55□	55.0	38.0	57.0	17	145

FEATURES:

- Contemporary, upscale styling in male and unisex shapes
- Multiple frame sizes plus additional temple length replacements
- Satin and engraved finishes to best complement each style
- Snap-in vinyl nose pads
- Spring hinge temples with easily adjustable soft mastoid bend tips

WF831SS –
 SOLID MILLED FRONT CONSTRUCTION

As the newest additions to the Custom Series, these EV styles provide **Exceptional Value** in pricing and style. Sure to please most people – most of the time.

The female style – WF678EV – has an extremely popular, functional eye shape and attractive colors.

The male style – WF679EV – is a modern rectangular eye shape and sports a soft-wing bridge to fit all nasal profiles most comfortably.

Style: Female
Features: Standard Hinges
Sizes: 51□20/140mm
Colors: 67837 Matte Brown, 67872 Matte Lavender
Nose Pads: Snap-In PVC
Side Shields: CP25 / LOK-IT

NEW! F678EV



EYE	A	B	ED	DBL	TEMPLES
51□	51.0	34.9	51.7	20	140

Style: Male
Features: Standard Hinges
Sizes: 53□18/145mm
Colors: 67906 Matte Black, 67961 Matte Gunmetal
Nose Pads: Universal-Fit Wing Bridge
Side Shields: CP25 / LOK-IT

NEW! WF679EV



EYE	A	B	ED	DBL	TEMPLES
53□	53.0	33.5	56.0	18	145



Style: Male
Features: Tu-Tone finish, All Monel Construction, Standard Hinges
Sizes: 52□18/145mm, 55□18/150mm
Colors: 67261 Gunmetal, 67237 Bronze
Temples: 145mm, 150mm
Nose Pads: Snap-In Vinyl
Side Shields: CP14 / LOK-IT

WF672A

EYE	A	B	ED	DBL	TEMPLES
52□	52.0	43.0	57.0	18	145
55□	55.0	36.0	60.0	18	150



Style: Male
Features: Tu-Tone Finish, All Monel Construction, Standard Hinges
Sizes: 51□19/140mm, 54□19/145mm, 57□19/145mm
Colors: 67337 Bronze, 67393 Pewter
Temples: 140mm, 145mm
Nose Pads: Snap-In Vinyl
Side Shields: CP14 / LOK-IT

WF673A

EYE	A	B	ED	DBL	TEMPLES
51□	51.0	42.0	57.5	19	140
54□	54.0	45.0	60.5	19	145
57□	57.0	48.0	63.5	19	145



Style: Unisex
Features: All Monel Construction, Standard Hinges
Sizes: 47□21/135mm, 50□21/140mm, 53□21/145mm
Colors: 67417 Dusk, 67437 Brown
Temples: 135mm, 140mm, 145mm
Nose Pads: Snap-In Vinyl
Side Shields: CP15 / LOK-IT

WF674A

EYE	A	B	ED	DBL	TEMPLES
47□	47.0	33.0	49.0	21	135
50□	50.0	36.0	52.0	21	140
53□	53.0	39.0	55.0	21	145



Style: Unisex
Features: Tu-Tone Finish, All Monel Construction, Standard Hinges
Sizes: 48□19/145mm, 51□19/150mm
Colors: 67737 Bronze, 67761 Gunmetal
Temples: 145mm, 150mm
Nose Pads: Snap-In Vinyl
Side Shields: CP15 / LOK-IT

WF677

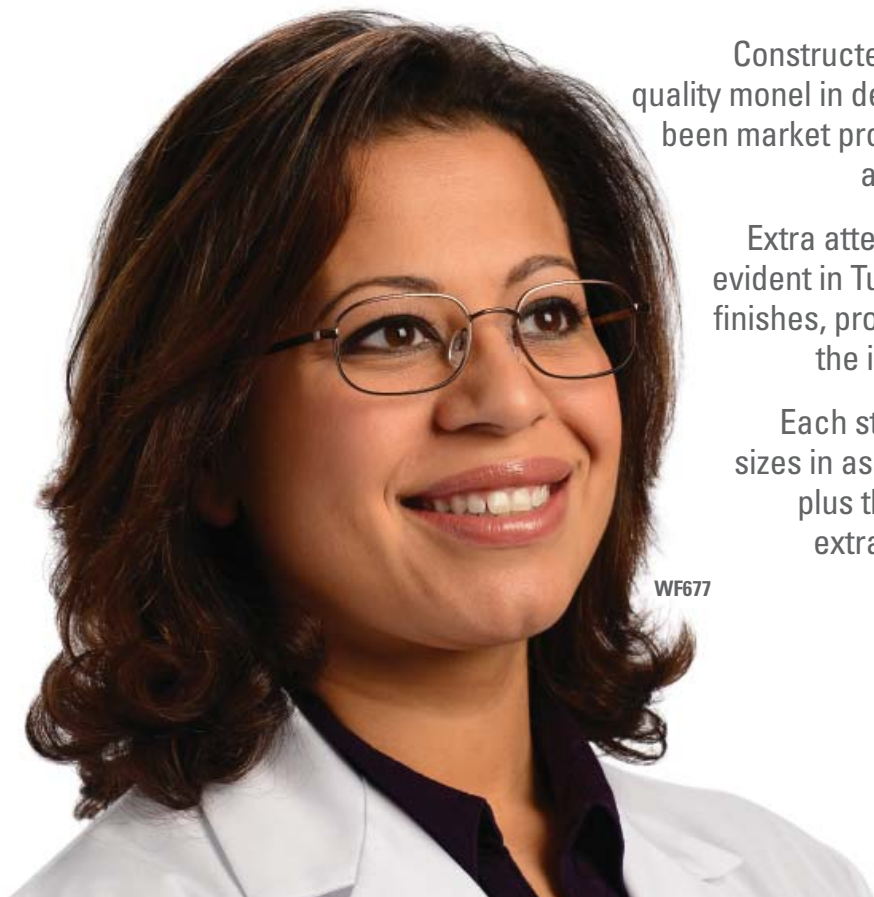
EYE	A	B	ED	DBL	TEMPLES
48□	48.0	33.0	52.5	19	145
51□	51.0	36.0	55.5	19	150



Constructed of the highest quality monel in designs that have been market proven for comfort and style appeal.

Extra attention to detail is evident in Tu-Tone and satin finishes, properly accenting the individual styles.

Each style has multiple sizes in assembled frames plus the availability of extra temple lengths for a Custom fit.



WF677

Style: Male
Features: All Titanium Construction, Spring Hinges
Sizes: 53□16/142mm, 56□16/147mm
Colors: 81537 Bronze, 81561 Gunmetal
Temples: 142mm, 147mm
Nose Pads: Snap-In Silicone
Side Shields: CP14 / LOK-IT

WF815T
HYPOALLERGENIC

TITANIUM



EYE	A	B	ED	DBL	TEMPLES
53□	53.0	41.5	59.0	16	142
56□	56.0	44.5	62.0	16	147

Style: Female
Features: Elaborate Embossed Temple Design, Antique Colors, Spring Hinges
Sizes: 46□20/135mm, 48□20/140mm
Colors: 82917 Antique Blue, 82957 Antique Gold, 82983 Antique Rose
Temples: 135mm, 140mm
Nose Pads: Snap-In Vinyl
Side Shields: CP15 / LOK-IT

WF829

PRESTIGE



EYE	A	B	ED	DBL	TEMPLES
46□	46.0	36.7	49.0	20	135
48□	48.0	38.7	51.0	20	140

Style: Female
Features: Cellulose Acetate, Spring Hinges
Sizes: 50□17/140mm, 52□17/145mm
Colors: 74537 Amber, 74552 Grey
Temples: 140mm, 145mm
Side Shields: CP18

WF745

BENCHMARK



EYE	A	B	ED	DBL	TEMPLES
50□	50.0	32.5	53.0	17	140
52□	52.0	34.5	55.0	17	145

Style: Unisex
Features: Cellulose Acetate, Spring Hinges
Sizes: 50□17/140mm, 52□17/145mm
Colors: 74406 Black, 74437 Amber
Temples: 140mm, 145mm
Side Shields: CP18

WF744

BENCHMARK



EYE	A	B	ED	DBL	TEMPLES
50□	50.0	39.5	53.5	17	140
52□	52.0	41.5	55.5	17	145

WF744



WF952SF w/Shield and LOK-IT



WF962FF w/Shield and FF LOK-IT



The LOK-IT and FF LOK-IT systems provide an easy alternative to drilling and riveting, making it simple to permanently attach safety side shields in the field.